








BRAND MITSUBISHI
MODEL L200 MID Double Cab
YEAR 2023
TYPE Pickup Truck 



ENGINE & TRANSMISSION

 Engine	2.4L
 Horse Power (hp/rpm)	
 Engine Torque (kgm/rpm)	
 Drive System	
 Transmission	Two wheel drive
 Fuel Type	Petrol
 Fuel Tank Capacity	

DETAILS

 Dimensions (mm)	
 Wheel Base (mm)	
 Doors	
 Series	
 Tires	195R15C-8PR Steel wheels

EXTERIOR

Clear halogen headlamp
Green L.windshield w/ sunshade
Black radiator grille
Windshield and side defroster
Color kyed front bumper
Black outer door handle

Outer hook bar type & Pilar antenna
Load sensing proportion valve
Black manual door mirror & Rear mudguards
Rear body guard frame
Mitsubishi decal & Step bumper
Full tool set & Jack & Tire pressure guage

INTERIOR

Keyless entry system
Sunvisor w/ ticket holder (DRV)
Coat hanger
Fabric Seat - Light Gray
Rear window with hot wire
Manual A/C for extra hot zone

Power steering
Vinyl floor mats & Carpets
Day-night inside rearview mirror
Col-kyd inner door handle
RR low back bench seat
Power window

AUDIO & VISUAL

Wide 2DIN AM/FM CD Player
USB Port

SAFETY & COMFORT

4 Spoke urethane with airbag
Fire extinguisher
First aid kit
Center door lock
Emergency triangle

Airbag (Driver & passenger)
Height adjust seatbelt anchor
ABS with EBD
Front seatbelt pretensioner

ADDITIONAL FEATURES